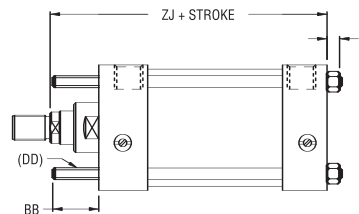
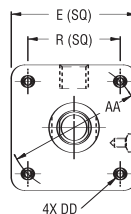


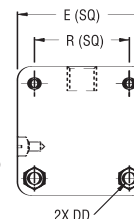
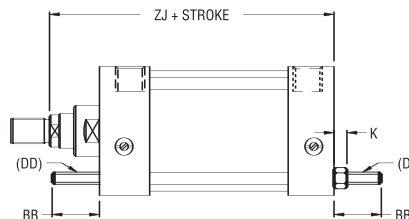
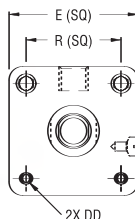
Tie-Rod Extended Head End (NFFA Type MX3 Mount)



DIMENSIONS

Cylinder Code	Bore	Rod ø	AA	BB	DD	E	K	R	ZI+
XH	1½"	⅝"	2.02"	1"	¼-28	2"	¼"	1.43"	4⅝"
XH	2"	⅝"	2.6"	1⅞"	⅝-24	2½"	⅝"	1.84"	4⅝"
	2"	1"	2.6"	1⅞"	⅝-24	2½"	⅝"	1.84"	5"
XH	2½"	⅝"	3.1"	1⅞"	⅝-24	3"	⅝"	2.19"	4¾"
	2½"	1"	3.1"	1⅞"	⅝-24	3"	⅝"	2.19"	5½"
XH	3¼"	1"	3.9"	1⅞"	⅝-24	3¾"	⅝"	2.76"	5⅝"
	3¼"	1⅜"	3.9"	1⅞"	⅝-24	3¾"	⅝"	2.76"	5⅞"
XH	4"	1"	4.7"	1⅞"	⅝-24	4½"	⅝"	3.32"	5⅝"
	4"	1⅜"	4.7"	1⅞"	⅝-24	4½"	⅝"	3.32"	5⅞"
XH	5"	1"	5.8"	1⅞"	½-20	5½"	½"	4.10"	5⅝"
	5"	1⅜"	5.8"	1⅞"	½-20	5½"	½"	4.10"	6⅞"

Tie-Rod Extended Both Ends at Base (NFFA Type MX4 Mount)



DIMENSIONS

Cylinder Code	Bore	Rod ø	AA	BB	DD	E	K	R	ZI+
XL	1½"	⅝"	2.02"	1"	¼-28	2"	¼"	1.43"	4⅝"
XL	2"	⅝"	2.6"	1⅞"	⅝-24	2½"	⅝"	1.84"	4⅝"
	2"	1"	2.6"	1⅞"	⅝-24	2½"	⅝"	1.84"	5"
XL	2½"	⅝"	3.1"	1⅞"	⅝-24	3"	⅝"	2.19"	4¾"
	2½"	1"	3.1"	1⅞"	⅝-24	3"	⅝"	2.19"	5½"
XL	3¼"	1"	3.9"	1⅞"	⅝-24	3¾"	⅝"	2.76"	5⅝"
	3¼"	1⅜"	3.9"	1⅞"	⅝-24	3¾"	⅝"	2.76"	5⅞"
XL	4"	1"	4.7"	1⅞"	⅝-24	4½"	⅝"	3.32"	5⅝"
	4"	1⅜"	4.7"	1⅞"	⅝-24	4½"	⅝"	3.32"	5⅞"
XL	5"	1"	5.8"	1⅞"	½-20	5½"	½"	4.10"	5⅝"
	5"	1⅜"	5.8"	1⅞"	½-20	5½"	½"	4.10"	6⅞"