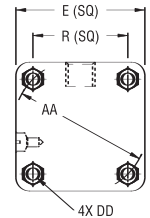
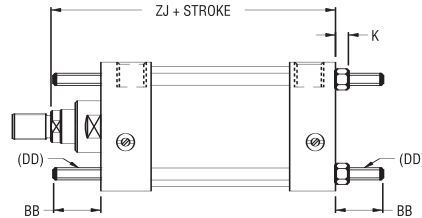
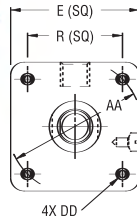


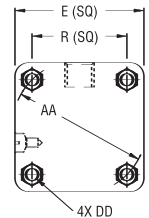
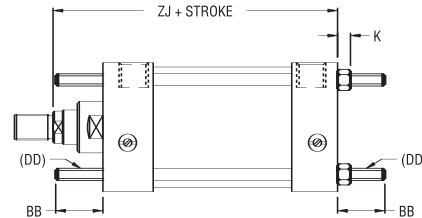
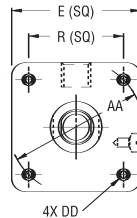
Tie-Rod Extended Both Ends (NFFA Type MX1 Mount)



DIMENSIONS

Cylinder Code	Bore	Rod ø	AA	BB	DD	E	K	R	ZI+
XB	1½"	⅝"	2.02"	1"	¼-28	2"	¼"	1.43"	4⅝"
XB	2"	⅝"	2.6"	1½"	⅜-24	2½"	⅝"	1.84"	4⅝"
	2"	1"	2.6"	1½"	⅜-24	2½"	⅝"	1.84"	5"
XB	2½"	⅝"	3.1"	1½"	⅜-24	3"	⅝"	2.19"	4¾"
	2½"	1"	3.1"	1½"	⅜-24	3"	⅝"	2.19"	5½"
XB	¾"	1"	3.9"	1¾"	⅜-24	3¾"	⅜"	2.76"	5½"
	¾"	1¾"	3.9"	1¾"	⅜-24	3¾"	⅜"	2.76"	5½"
XB	4"	1"	4.7"	1¾"	⅜-24	4½"	⅜"	3.32"	5½"
	4"	1¾"	4.7"	1¾"	⅜-24	4½"	⅜"	3.32"	5½"
XB	5"	1"	5.8"	1¾"	½-20	5½"	½"	4.10"	5½"
	5"	1¾"	5.8"	1¾"	½-20	5½"	½"	4.10"	6½"

Tie-Rod Extended Cap End (NFFA Type MX2 Mount)



DIMENSIONS

Cylinder Code	Bore	Rod ø	AA	BB	DD	E	R	ZI+
XC	1½"	⅝"	2.02"	1"	¼-28	2"	1.43"	4⅝"
XC	2"	⅝"	2.6"	1½"	⅜-24	2½"	1.84"	4⅝"
	2"	1"	2.6"	1½"	⅜-24	2½"	1.84"	5"
XC	2½"	⅝"	3.1"	1½"	⅜-24	3"	2.19"	4¾"
	2½"	1"	3.1"	1½"	⅜-24	3"	2.19"	5½"
XC	¾"	1"	3.9"	1¾"	⅜-24	3¾"	2.76"	5½"
	¾"	1¾"	3.9"	1¾"	⅜-24	3¾"	2.76"	5½"
XC	4"	1"	4.7"	1¾"	⅜-24	4½"	3.32"	5½"
	4"	1¾"	4.7"	1¾"	⅜-24	4½"	3.32"	5½"
XC	5"	1"	5.8"	1¾"	½-20	5½"	4.10"	5½"
	5"	1¾"	5.8"	1¾"	½-20	5½"	4.10"	6½"